





Eddie Bauer® Weather-Resist Soft Shell Jacket. EB538



Developed to optimize performance and comfort, this technical soft shell is made with highly waterproof and breathable 10K/10K fabric so it can take on active sports and perform equally as well in town. Elongated front zippered pockets double as air vents for enhanced breathability when open. 10,000MM fabric water protection rating, 10,000G/M² fabric breathability rating, interior storm flap, chin guard, reverse coil locking zippers, binding at cuffs, open hem with locking drawcord. Zippered chest pocket, reflective Eddie Bauer logo on left sleeve. Made of 100% polyester knit shell with a durable water-repellent (DWR) coating and bonded to a laminated film insert and 100% polyester microfleece interior.

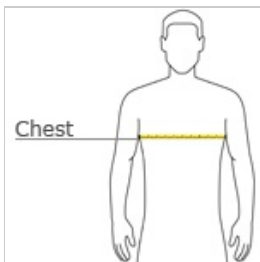


front



back

HOW TO MEASURE



CHEST

With arms down at sides, measure around the upper body, under arms and over the fullest part of the chest.

SIZE CHART

	XS	S	M	L	XL	2XL	3XL	4XL
Chest	32-34	35-37	38-40	41-43	44-46	48-50	52-54	55-57

COLOR INFORMATION



Black
PMS NTR BLACK



Chrome
PMS NO MATCH



Cobalt Blue
PMS 534 C



Ivy Green
PMS 7741 C

C