





Built for the course, gym or just around town, this cover-up performs with comfortable stretch for uninhibited movement and Dri-FIT moisture management technology for exceptional cooling. The design includes a contrast collar and zipper, open cuffs and an open hem. Tailored for a feminine fit. The contrast Swoosh design trademark is embroidered on the upper left sleeve. Thumbholes at cuffs for warmth and enhanced fit. Made of 7.6-ounce, 93/7 polyester/spandex Dri-FIT fabric.

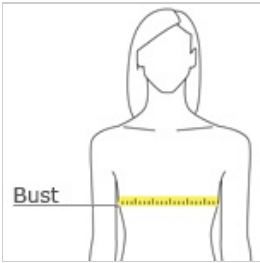


front



back

HOW TO MEASURE




BUST
With arms down at sides, measure around the upper body, under arms and around the fullest part of the bust.

SIZE CHART

	S	M	L	XL	2XL
Size	4/6	8/10	12/14	16/18	20
Bust	32 1/2 - 35 1/2	35 1/2 - 38	38 - 41	41 - 44 1/2	44 1/2 - 48 1/2

COLOR INFORMATION

			
Black/ Dark Grey PMS PRO CESS BLACK C	Dark Grey/ White PMS 425 C	Sport Fuchsia/ White PMS 227 C	White/ Dark Grey PMS NO MATCH