





Built for the course, gym or just around town, this cover-up performs with comfortable stretch for uninhibited movement and Dri-FIT moisture management technology for exceptional cooling. The design includes a contrast collar and zipper, open cuffs and an open hem. The contrast Swoosh design trademark is embroidered on the upper left sleeve. Made of 7.6-ounce, 93/7 polyester/spandex Dri-FIT fabric.



front



back

HOW TO MEASURE






CHEST
With arms down at sides, measure around the upper body, under arms and over the fullest part of the chest.

SIZE CHART

	XS	S	M	L	XL	2XL	3XL	4XL
Chest	32-35	35 - 37 1/2	37 1/2 - 41	41 - 44	44 - 48 1/2	48 1/2 - 53 1/2	53 1/2 - 58	58 - 63

COLOR INFORMATION

			
Black/ Dark Grey PMS PRO CESS BLACK C	Black/ Dark Grey/ Gym Red PMS PRO CESS BLACK C	Dark Grey/ Cool Grey/ Chartreuse PMS 425 C	Deep Royal Blue/ Black PMS 2766 C